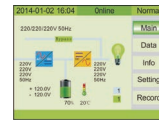
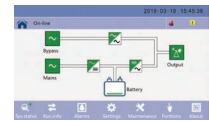


Segment LCD



TFT colourful LCD



7 inch colourful LCD



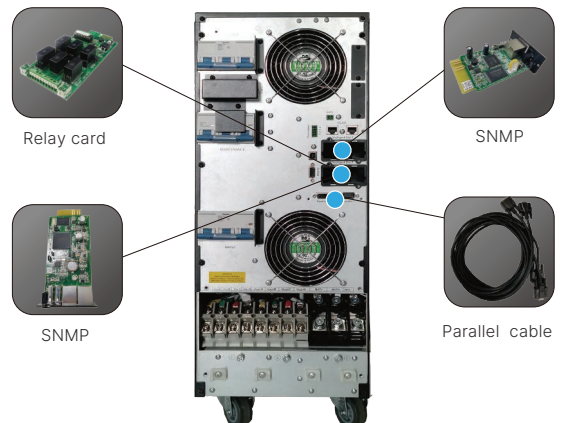
Battery cabinet (Optional)



Optimized battery configuration
7Ah/9Ah (12V)

Features

- High power density design
- N+X parallel redundancy, support maximum 4 units in parallel
- Online double conversion with DSP control
- Input current harmonic: <3%
- Wide input voltage range: 208~478Vac
- Wide input frequency range 40~70Hz
- Optimization battery group, the quantity of battery
10~30kVA: 16/18/20pcs (30~50pcs is optional)
40kVA: 30~50pcs
- Maximum charging current up to 20A (Settable)
- Dual input source (optional for standard unit)
- Colorful 2.4 inch TFT LCD display and 7 inch LCD display
LCD are optional
- Versatile LCD human-computer interface
- Generator compatible
- ECO mode operation for energy saving
- Intelligent fan speed regulation
- Self-testing when UPS startup
- 50/60Hz frequency converter mode
- The output can meet 100% unbalanced load
- Multiple protection function: short-circuit, overload, overheat,
battery overcharge and overdischarge, output low voltage
and fan fault alarm
- Multiple communication interface: USB, RS232, RS485,
Parallel port, Dry contact, Intelligent slot, SNMP card
(Optional), Relay card (Optional), Battery temperature
sensor (Optional)



Technical Specifications

Model	MC310100B
Capacity	10kVA
Input	
Nominal voltage	380/400/415Vac (3Ph+N+PE)
Input voltage range	305~478Vac(Full load); 208~478Vac(50% load)
Frequency range	40~70Hz (50/60Hz Auto-Sensing)
Power factor	≥0.99
Bypass voltage range	Max.voltage:220V:+25% (Optional+10%,+15%,+20%) 230V:+20% (Optional+10%,+15%) 240V:+15% (Optional+10%) Min.voltage:-45% (Optional-20%,-30%)
Frequency protection range	50/60Hz±10%
ECO range	Same as bypass
Harmonic distortion (THDi)	≤3% Linear load
Output	
Output voltage	380/400/415Vac (3Ph+N+PE)
Power factor	0.9
Voltage regulation	±1%
Output frequency (Line Mode)	±1%/±2%/±4%/±5%/±10% of the rated frequency (Optional)
Output frequency (Bat. Mode)	50/60(±0.1%)Hz
Transfer time (AC mode to Bat.Mode)	0ms
Transfer time (Inverter to Bypass)	0ms
Output waveform	Pure Sinewave
Crest factor	3:1
Harmonic distortion (THDv)	≤2% Linear load ; ≤5% Non linear load
Overload (AC mode)	≤110%,last 60min; ≤125%,last 10min; ≤150%,last 1min;>150% turn to bypass Immediately
Overload (Battery mode)	≤110%,last 10min; ≤125%,last 1min; ≤150%,last 5s;>150% turn to bypass Immediately
Efficiency	
Efficiency	up to 93.5%
Battery	
Battery voltage	10~30kVA: ±96/108/120Vdc; battery quantity(16~20pcs, 16pcs default, Standard unit and 20pcs no power derating;18pcs output power factor 0.8/0.9; 16pcs output power factor 0.7/0.8); 10~30kVA (Optional):±180/192/204/216/228/240/252/264/276/288/300Vdc (30/32/34/36/38/40/42/44/46/48/50pcs optional)
Charge Current (charge current can be set according to battery capacity installed)	14A Max.
Physical	
Dimension W x D×H (mm)	250 x 580 x 655
Net weight (kg)	129/35
Environment	
Operating temperature	0°C~40°C
Storage temperature	-25°C~55°C (No battery)
Humidity range	0~95% (Non condensing)
Altitude	<1500m,derating required when>1500m
Noise level	<55dB
Standards	
Safety	IEC/EN62040-1,IEC/EN62477-1
EMC	IEC/EN62040-2,IEC61000-4-2,IEC61000-4-3,IEC61000-4-4, IEC61000-4-5,IEC61000-4-6,IEC61000-4-8

Specifications are subject to change without prior notice.